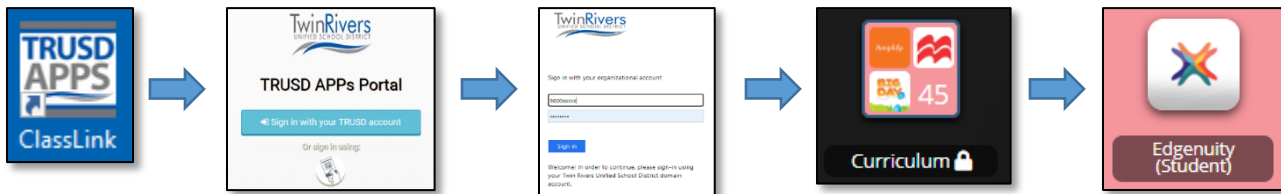
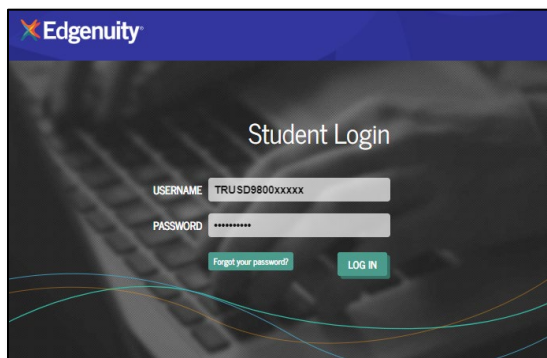


1. Click on **TRUSD APPS/ClassLink** > Sign in to **TRUSD APPs Portal** > **Curriculum** folder > **Edgenuity (Student)**.



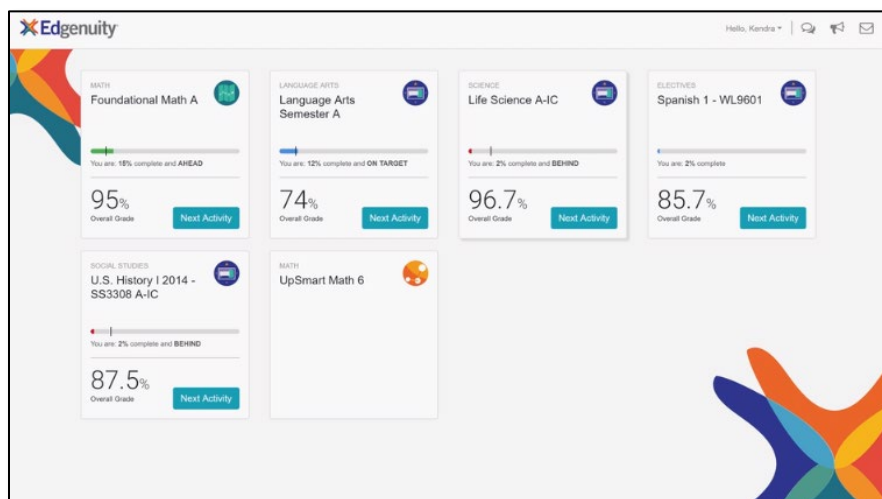
2. If prompted, enter **Username** and **Password**:

- a. *Example Username: TRUSD980099999 (TRUSD + Your Student ID)*
*Password: If you have not logged in before or forgotten your password, click on “**forgot your password**”.*



- b. *Note: When logging in for the first time, you'll be presented with an Introduction/Overview video as well as a How To/Interaction video.*

3. Once logged in, you'll see a tile for every course or program you are currently have active. Each tile will give you your progress and achievements. [Click here to learn more.](#)



4. Tips For Success

TIPS FOR SUCCESS

TAKE NOTES ON WHAT YOU'RE LEARNING

You might use eNotes, and you might use a pen and paper. But rephrasing what you learn in your own words helps you pay attention and remember what you've learned.

STAY ON PACE

Make sure your progress bar is in the blue or even in the green. If you fall too far behind, it gets hard to catch up later.

ASK FOR HELP WHEN YOU NEED IT

If you don't understand something, tell your teacher. He or she can explain it in a different way and point you toward other online resources.

AVOID PLAGIARISM

It's never okay to copy and paste other people's work and submit it as your own. Always cite your sources or rephrase ideas in your own words.

5. HELP!

If you need help with your grades, class requirements, or feedback on your progress...

Contact your teacher! Use the messaging center from your Dashboard to create a message.

Dashboard

Messages

Mentor Information

Course Information

MESSAGES INBOX

Here you can see messages sent to you.

Folder: Inbox

Compose
Reload List

If you are awaiting a "Teacher Review"...

Some courses will stop you so an instructor can review your work. You should contact your teacher by phone or through the messaging center to ask for a review.

Dashboard

Messages

Mentor Information

Course Information

MESSAGES INBOX

Here you can see messages sent to you.

Folder: Inbox

Compose
Reload List